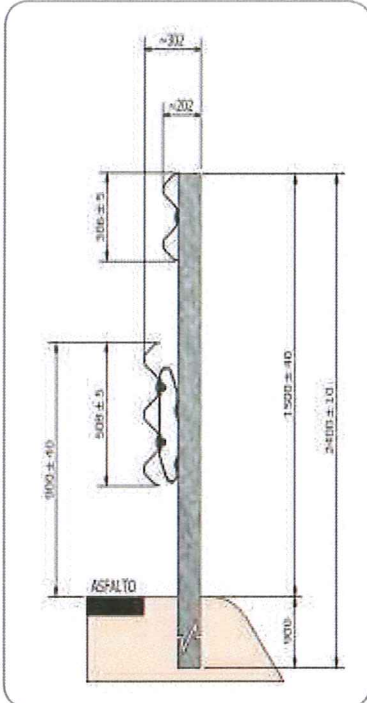



4SAFE® SINGLE SIDED SAFETY BARRIER ON GROUND H4b-A-W5 (DF3W003)



Performance	
Containment level	H4b
Acceleration Severity Index "ASI"	A
Working width	W5 (1.70 m)
Extreme lateral position of the vehicle	V 17, 2,40m
Dynamic deflection	1,60 m

Characteristics	
Height out of ground	900 mm / 1500 mm
Transversal overall dimensions	304 mm
Centre to centre between posts	2,00 m
Tested minimum length	36 m



Description

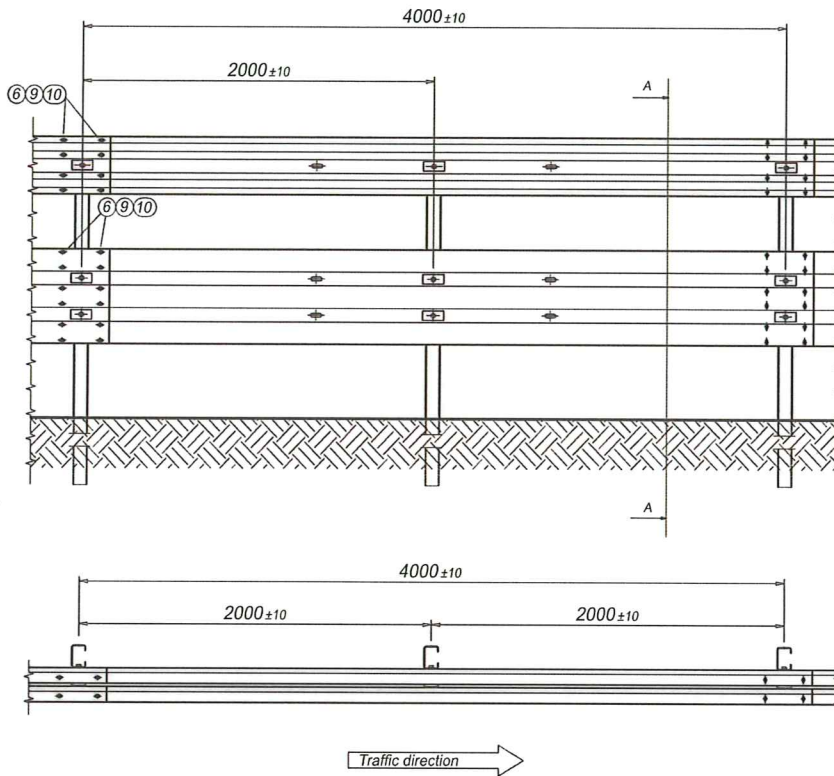
Supply and installation of a 3-wave safety barrier, thickness 2,8 mm, and 2 wave beam th. 2.8. C post 120x80x30 mm th.4,0 mm, H= 2400 mm, fixed to ground every 2000 mm, spacers 407x100 mm, assembled with nuts and bolts and provided with reflectors.

S235JR-S275JR-S355JR steel quality according to EN 10025 EN 10025 Hot dip galvanization according to UNI EN ISO 1461

Nuts and bolts according to UNI EN ISO 898-1, UNI EN 20898-2

The safety barrier has successfully passed the tests required by EN 1317, part 1 and 2.





Section

POS	Drw. N°	Description	Qty	Material
1.	PTH3H4B-2400	POST C 120X80X30X4,75 H=2400 mm	02	S355JR
2.	DFLAM40003W3	Beam 3wave 4320x508x2,8mm	01	S355JR
3.	DFL4320-3.0-2W	Beam 2wave 4320x306x2,8mm	01	S355JR
4.	DEF-ESP10080	Spacer 3wave 407x100 th. 4,75 L=80	02	S355JR
5.	B7962G	Plate 120x45x5mm – hole 18x30mm	06	S355JR
6.	M16X30-8.8ZC	Screw M16 x 30 RH CL8.8	20	8.8
7.	M16X45-8.8ZC.	Screw M16 x 45 RH CL8.8	06	8.8
8.	M12X40B-8.8ZC	Screw M12 x 40 HH CL8.8	04	8.8
9.	M16X30-8.8ZC	Nut M16 CL8 UNI5588	26	8
10.	M16X30-8.8ZC	Washer M16 17x35	26	
11.	M12X40B-8.8ZC	Nut M12 CL8	04	8
12.	M12X40B-8.8ZC	Washer M12 large 13x37	08	

Section A-A

